

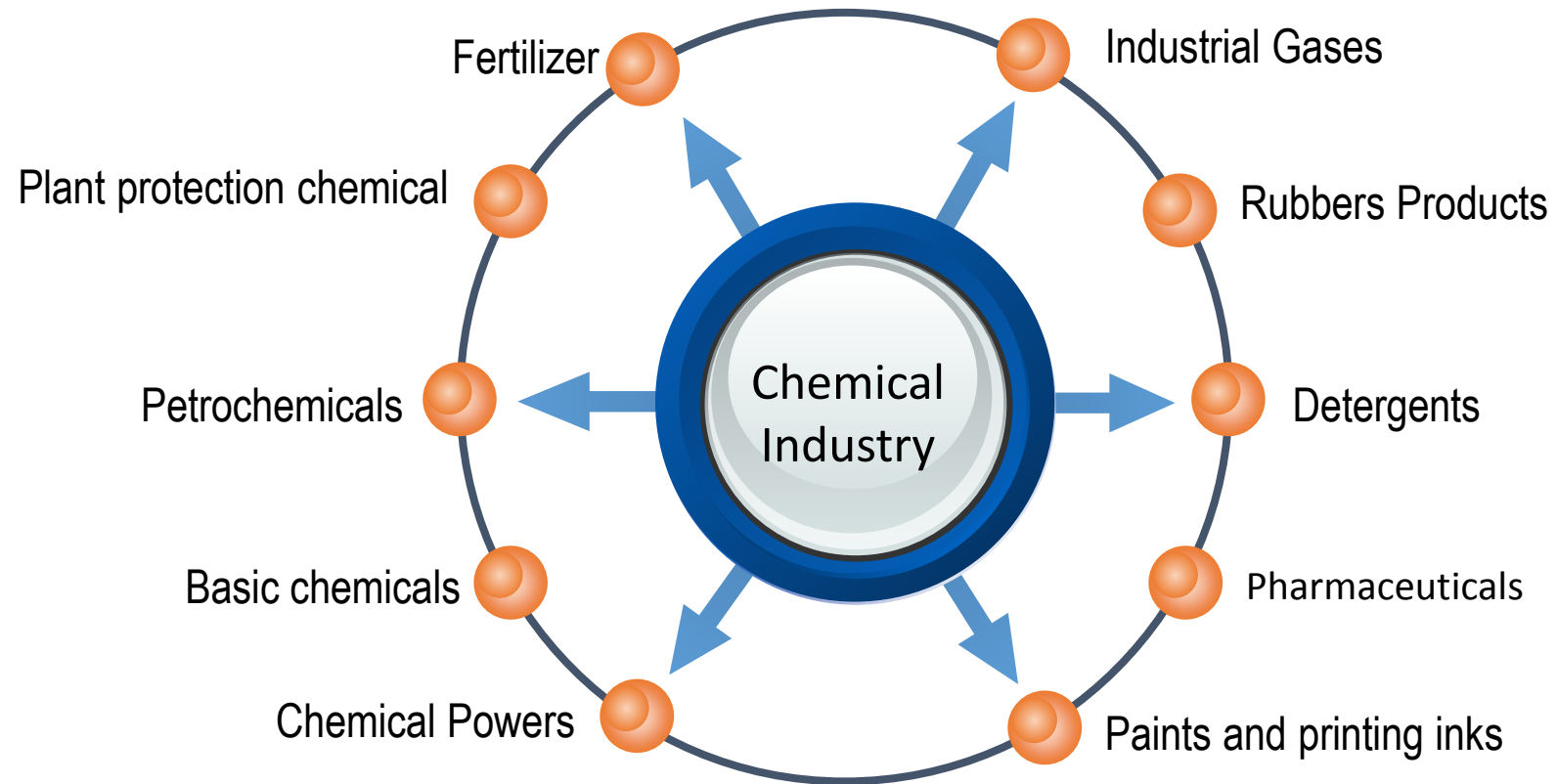
# **Chemicals Market of Vietnam**

# Introduction of Vietnam



- **Area:** 332.698 km<sup>2</sup>
  - **Population 2018:** 95,0 millions (15<sup>th</sup>)
  - **GDP nominal 2018:** 245 billions of \$ (46<sup>th</sup>)
  - **GDP PPP 2018:** 705 billions of \$ (34<sup>th</sup>)
  - **GDP PPP per capita:** 7.400 \$
  - **Exportation of goods 2018:** 243,5 billions of \$
  - **Importation of goods 2018:** 236,7 billions of \$
- Growth rate of GDP:**  
**2015: 6,7% ; 2016: 6,2% ; 2017: 6,8% ; 2018: 7,1%**

# Chemicals Industry in Vietnam



# Chemicals Industry in Vietnam

Product	Capacity/year	Level of meeting the domestic demand
Fertilizer	7,045,000 ton	80%
Plant protection	129,000 ton	15%
Basic chemicals (H <sub>2</sub> SO <sub>4</sub> & NaOH)	130,000 ton	15% (except soda, sulfur, industrial salt imported 100%)
Battery (normal battery)	454,000,000	66% in popular batteries using in motors; cars; imported 100% for special purpose
Industrial gas (O <sub>2</sub> ; N <sub>2</sub> ; CO <sub>2</sub> ; C <sub>2</sub> H <sub>2</sub> ..)		Meet the domestic demant
Rubber products (tube, tires for car, motorbikes and bikes)	150,000,000	75%
Petro-chemicals (all types)	Polystyrene 128,000 ton PVC 290,000 ton PET fibers 320,000 ton	Almost petro-chemical product is imported
Detergents	1,031,000 ton	6,0-6,5kg/capita (for Vietnamese enterprises)
Paint and Ink (Chemical paint)	441,000 ton	80% for the rate in average of 3-4kg/capita, High quality and ink imported almost 100%
Pharmaceutical chemicals	500,000 ton	10% ( Imported more than 90% materials)

# Exportation of chemicals and chemicals products of Vietnam

- Total exportation in 2018: 5,0 billions of USD
- Main products of exportation in 2018: chemicals (1,9 billions of USD), chemicals products (1,1 billions of USD), plastics materials (970 millions of USD), rubber products (710 millions of USD)...
- Main market of exportation: China, India, Japan, South Korea, Taiwan, Thailand...

# Importation of chemicals and chemicals products of Vietnam

- Total importation in 2018: 26,3 billions of USD
- Main products of importation in 2018: plastics materials (9,1 billions of USD), chemicals (5,2 billions of USD), chemicals products (5,0 billions of USD), pharmaceuticals (2,8 billions of USD), fertilizers (1,2 billions of USD)...
- Main market of importation: China, South Korea, Taiwan, Japan, EU, Russia...

# Exportation of chemicals and chemicals products from Spain to Vietnam

(Sources: Spanish Customs; Unit: millions of Euros)

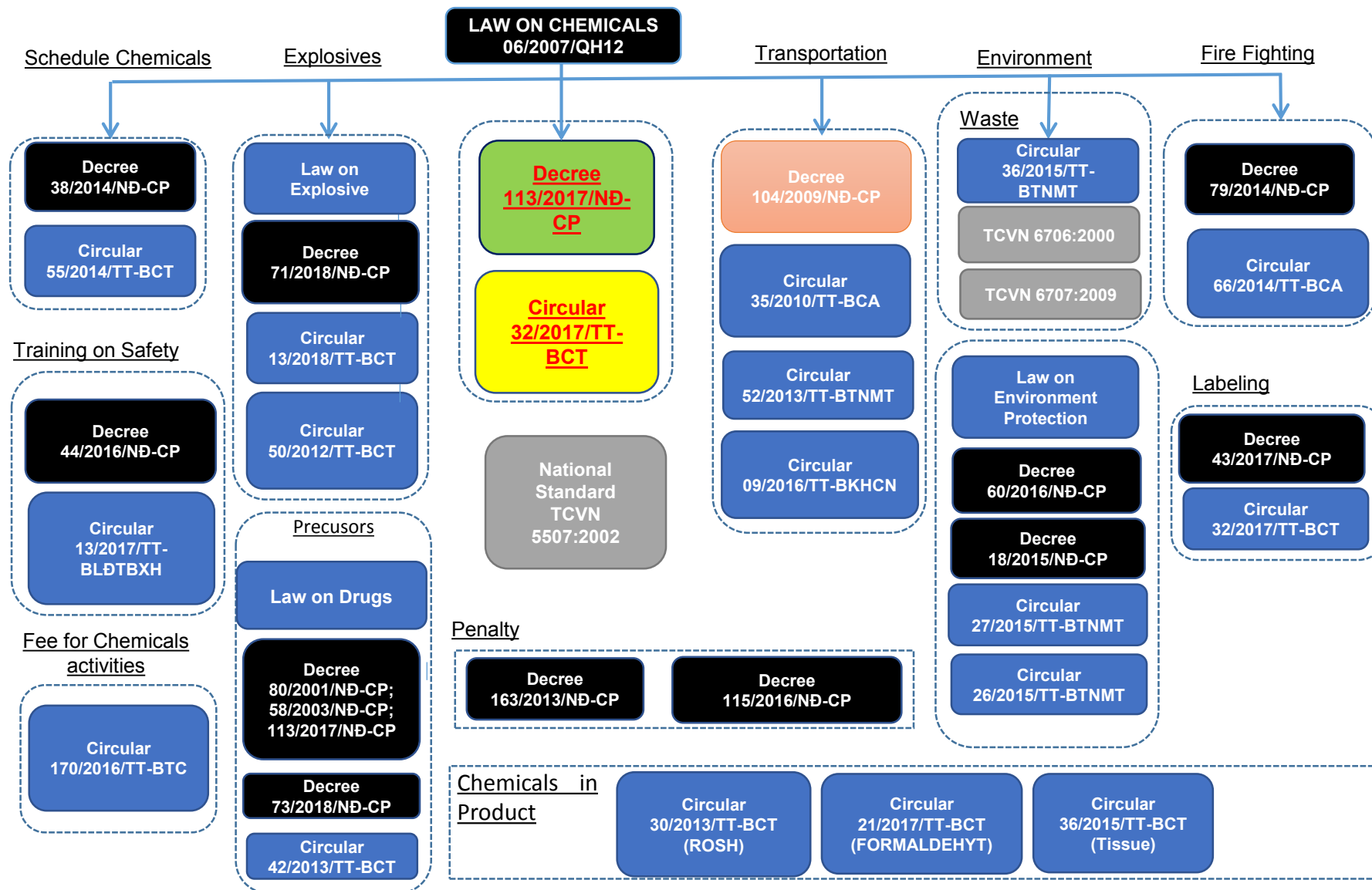
No	PRODUCTS	2015	2016	2017	2018 (11 MONTHS)
1	PHARMACEUTICALS	26,2	36,4	31,2	37,2
2	COLORING AND TANNIN	23,0	27,6	28,7	31,9
3	PLASTICS	24,5	18,9	24,8	23,0
4	ESSENTIAL AND PERFUMED OILS	3,8	4,5	6,2	6,9
5	ORGANIC CHEMICAL PRODUCTS	7,1	8,0	14,2	2,9
6	INORGANIC CHEMICAL PRODUCTS	1,5	0,7	1,4	1,4
7	FERTILIZERS	0,7	0,9	1,4	1,3
8	OTHER CHEMICAL PRODUCTS	14,2	14,7	15,7	16,9
	<b>TOTAL</b>	<b>101,1</b>	<b>111,6</b>	<b>123,6</b>	<b>121,6</b>

# State management of chemicals activities by life-circle (Law on Chemicals 2007)

Ministry	Import / Export	Production	Trade	Transport	Use	Disposal
Industry and Trade (MOIT) – Focal Point	ALL	ALL	ALL	-	Industrial	-
Environment and Natural Resource – MONRE	POPs, waste	-	-	POPs, waste		POPs, waste
Agriculture and Rural Development -MARD	Crop Protection; Agrochemicals	Crop Protection; Agrichemicals	Crop Protection; Agrichemicals	-	Crop Protection; Agrichemicals	-
Health - MOH	Pharmaceutical; biocide	Pharmaceutical; biocide	Pharmaceutical; biocide	-	Pharmaceutical; biocide	-
Transportation - MOT	-	-	-	Main	-	-



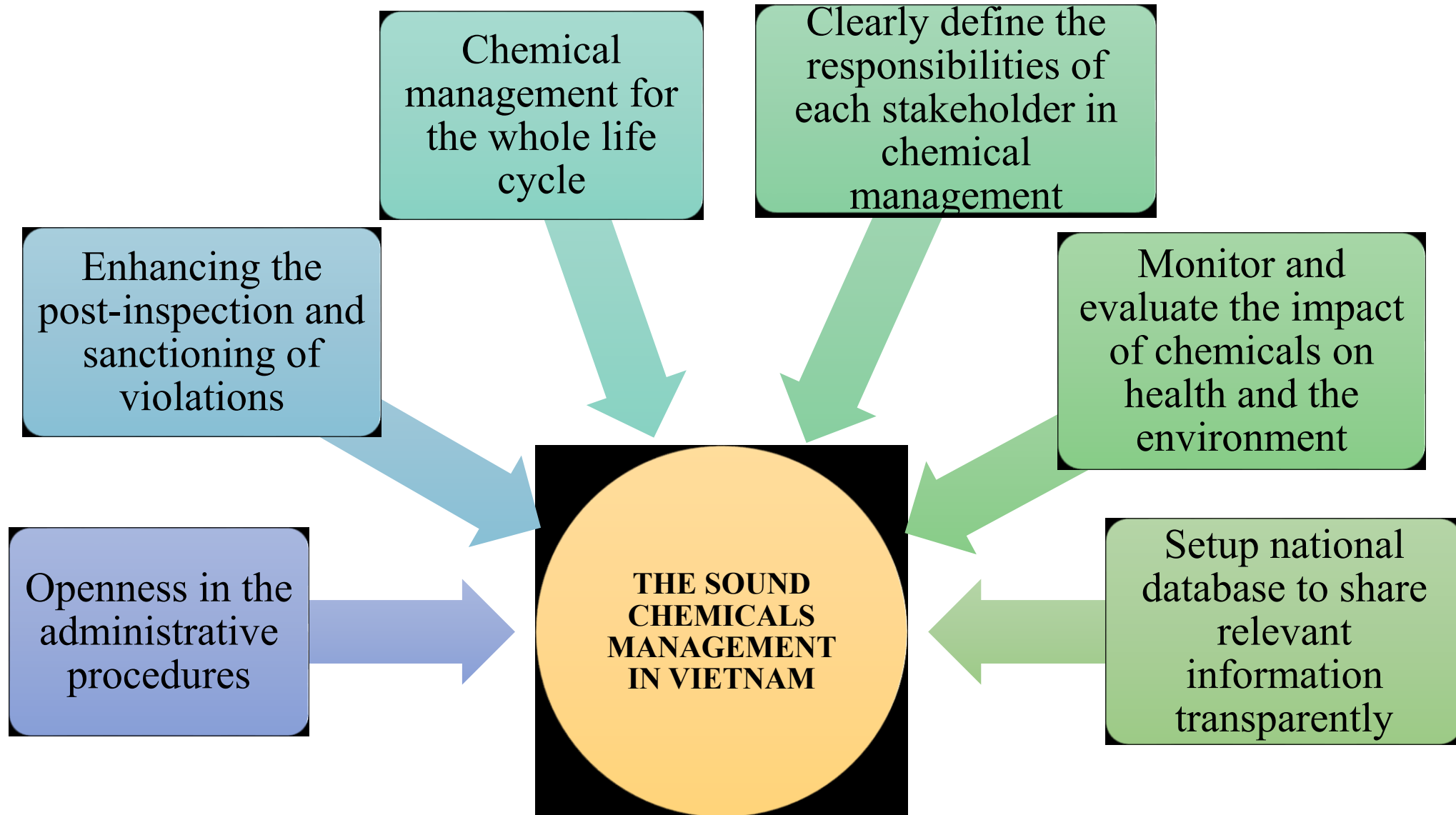
# Legislation framework on chemical management



International Conventions (CWC, Strategic Approach to International Chemicals Management- SAICM, Rotterdam, Minamata ...)

National Inventory and Database

# Trends toward the SCM (sound chemicals management)



# THE MASTER PLAN ON DEVELOPMENT OF VIETNAM'S CHEMICAL INDUSTRY THROUGH 2020, WITH A VISION TO 2030

- Approved by the Decision No. 1621/QD-TTg dated September 18, 2013 of the Prime Minister of Vietnam
- **Objectives:**
  - To build the chemical industry with a complete structure, to better meet the domestic demand and boost export of products such as fertilizers, rubber products, basic chemicals, petrochemicals, pure chemicals, pharmaceutical chemicals, consumer chemicals.
  - To rationally distribute production forces by sector and territorial region, creating a balanced and reasonable development within the chemical industry and establishing industrial parks, complexes and large-sized chemical production groups.
  - The growth rate of chemical industry production value will reach 14-16% on average and the chemical industry will account for up to 14 percent of the whole industrial sector by 2020 and 15 percent by 2030.

# Thank you for your kind attention!



**Trade Office –  
Vietnam Embassy  
in Spain**

Tel: +34 913450519

Fax: +34 913450496

Email:

[espa@moit.gov.vn](mailto:espa@moit.gov.vn);

[vnespa@gmail.com](mailto:vnespa@gmail.com)