



# Port of Huelva

*Connecting Europe. Open to the World*

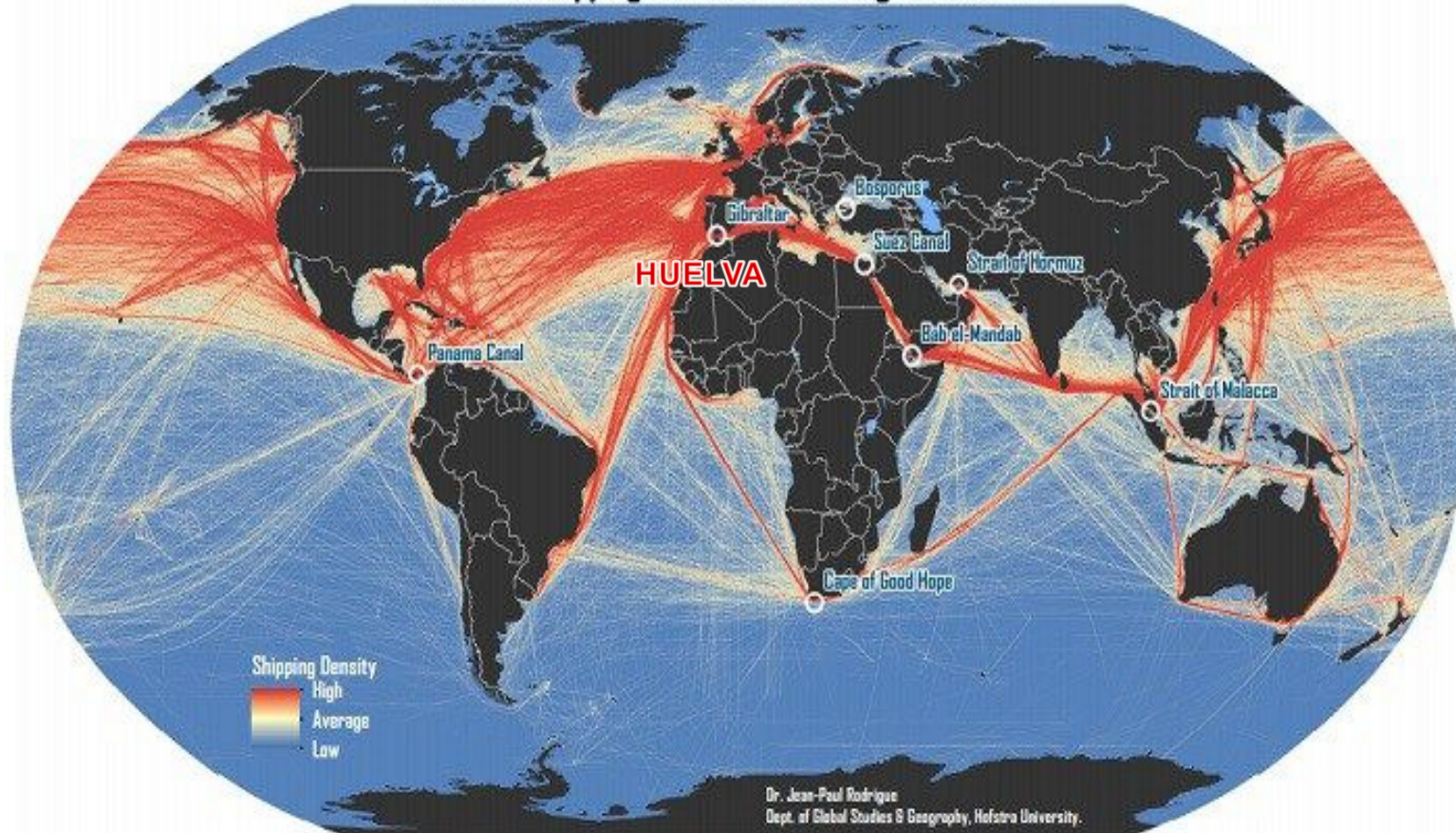






# Location

## Maritime Shipping Routes and Strategic Locations



Source: Shipping density data adapted from National Center for Ecological Analysis and Synthesis. A Global Map of Human Impacts to Marine Ecosystems.



Port of Huelva



Port Authority of Huelva

# Location



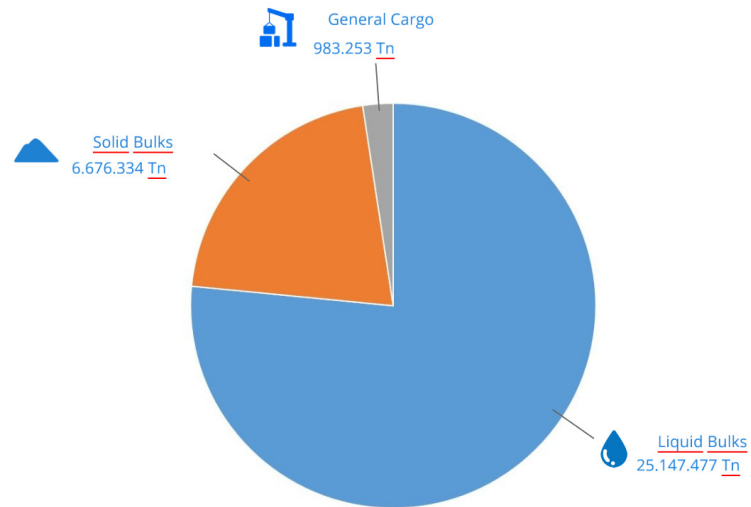
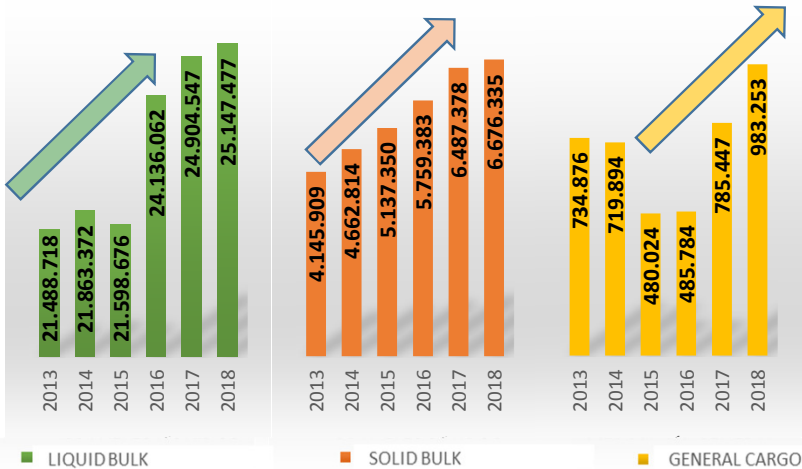
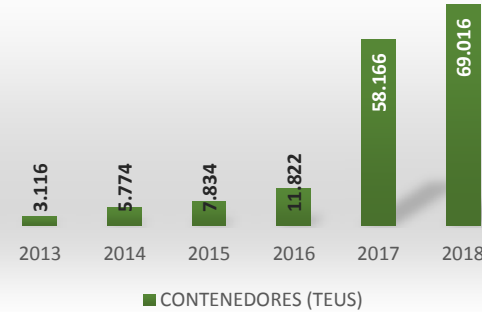
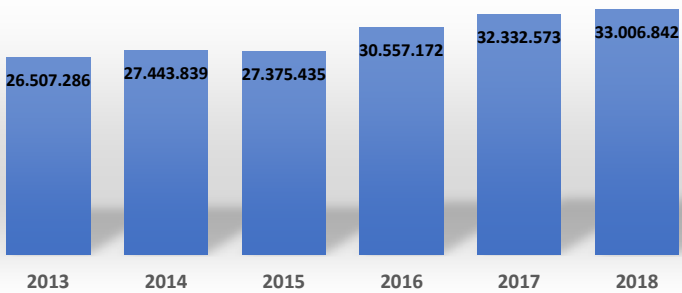
- Located in southwestern Spain close to Gibraltar
- Into the “Round the World” routes .



# Traffic Evolution

## TOTAL TRAFFIC

Tons



## 5 Key Factors

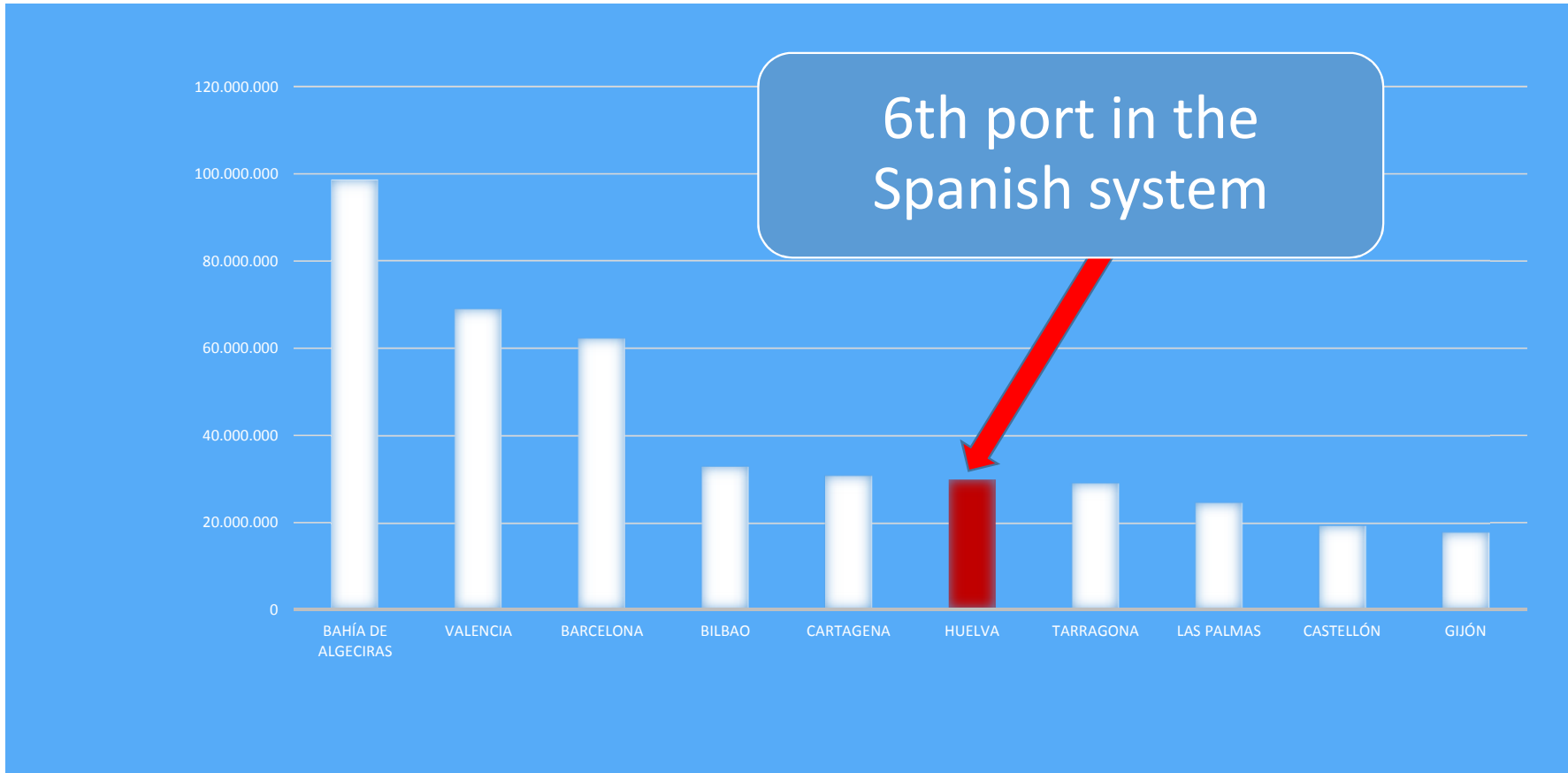
- Consolidation as a **Reference Port in Energetic Liquids**
- **2<sup>nd</sup> Industrial Park in Spain**
- **LNG Leadership**
- **Sidometallurgical and Agri-food Bulks in Growth**
- **General Cargo and Intermodality Growth**





# Ranking -Spanish Ports

Total traffic (Tonnes)





# European Ranking 2018

TOP 30 EUROPEAN PORTS BY TOTAL CARGO IN 2018

Rk	PORT	Country	2018	2017	2008	%18/17	%18/08
1	Rotterdam	Netherlands	469.00	467.40	421.10	+0%	+11%
2	Antwerp	Belgium	235.20	223.61	189.40	+5%	+24%
3	Hamburg	Germany	135.10	136.50	140.40	-1%	-4%
4	Algeciras	Spain	107.20	101.56	74.85	+6%	+43%
5	Amsterdam	Netherlands	101.80	100.80	94.80	+1%	+7%
6	Haropa (1)	France	94.74	92.88	n/a	+2%	-
7	Marseille	France	81.00	80.60	95.90	+0%	-16%
8	Valencia	Spain	76.60	73.56	57.77	+4%	+33%
9	Bremerhaven (3)	Germany	74.05	74.18	74.70	-0%	-1%
10	North Sea Port (2)	Belgium	70.30	66.60	n/a	+6%	-
11	Barcelona	Spain	67.90	61.37	51.81	+11%	+31%
12	Duisburg	Germany	65.30	68.30	54.50	-4%	+20%
13	Trieste	Italy	62.70	61.96	48.30	+1%	+30%
14	Constanza	Romania	61.30	58.38	61.80	+5%	-1%
15	Genoa	Italy	55.80	56.08	54.20	-0%	+3%
16	Gr. & Immingham	Utd. Kingdom	n/a	54.03	65.30	-	-
17	Dunkirk	France	51.60	50.40	57.70	+2%	-11%
18	London	Utd. Kingdom	n/a	49.87	53.00	-	-
19	Gdansk	Poland	49.00	40.60	n/a	+21%	-
20	Sines	Portugal	47.90	49.91	25.10	-4%	+91%
21	Klaipeda	Lithuania	46.57	43.17	29.90	+8%	+56%
22	Gothenburg	Sweden	40.50	40.80	43.30	-1%	-6%
23	Zeebrugge	Belgium	40.10	37.12	42.80	+8%	-6%
24	Livorno	Italy	36.50	33.64	34.03	+9%	+7%
25	Riga	Latvia	36.43	33.67	35.50	+8%	+3%
26	Bilbao	Spain	35.70	34.31	39.40	+4%	-9%
27	Southampton	Utd. Kingdom	n/a	34.47	40.97	-	-
28	Cartagena	Spain	33.80	34.69	25.75	-3%	+31%
29	Huelva	Spain	33.10	32.30	20.62	+2%	+61%
30	Liverpool	Utd. Kingdom	n/a	32.54	n/a	-	-
Total Top 30 *			1,995.15	1,954.30	1,773.63	+3%	+12%

TOP 30 EUROPEAN PORTS BY TOTAL CARGO IN 2018

Rk	PORT	Country	2018	2017	2008	%18/17	%18/08
29	Huelva	Spain	33.10	32.30	20.62	+2%	+61%



**Port of Huelva: 61% growth last decade**  
**2<sup>nd</sup> Port in Europe that has grown the most in the last decade**

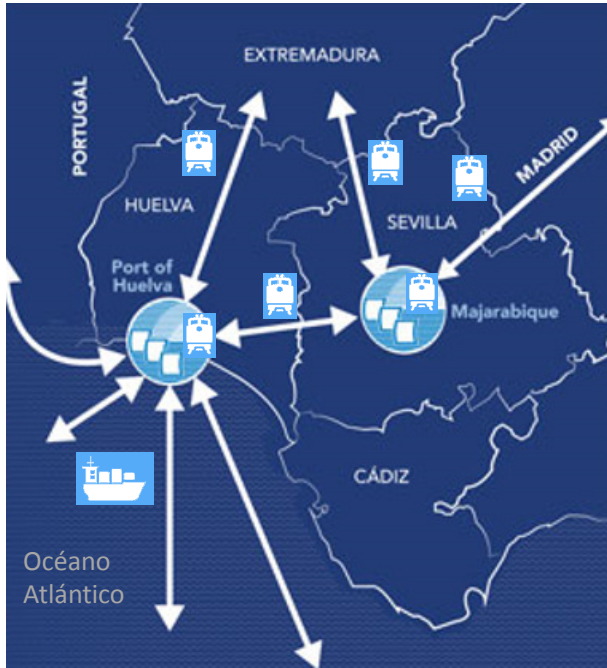




# Core Atlantic Port of European Transport Network

## Focused on connectivity with our Hinterlands:

- *Railway Platform of Majarabique*
- (Seville, 90 km)
- **Synchromodality operations**
- **Connected to the Atlantic and Mediterranean Corridors and with Extremadura.**





Port of Huelva



Port Authority of Huelva

# Maritime Connectivity. Regular lines. Ro-Ro and Container

## FRS IBERIA

Ro-Pax Line

Huelva – Arrecife – Las Palmas de Gran Canaria – Tenerife - Huelva

## MACANDREWS POSS SERVICE

Container Line

Huelva – Ferrol – Tilbury – Rotterdam – Ferrol – Sevilla – Gibraltar\* –  
Cartagena – Huelva

## MACANDREWS CISS SERVICE

Container Line

Huelva – Setubal – Tilbury – Rotterdam – Hamburgo – Rotterdam – Tilbury  
– Tenerife -Las Palmas de Gran Canaria – Agadir – Casablanca - Huelva

## TERMISUR

Container Line

Huelva – Las Palmas de G.C.– Tenerife – Fuerteventura – Lanzarote -  
Huelva

## FRED OLSEN EXPRESS-BALEARIA

Ro-ro/Ro-Pax Line

Huelva –Las Palmas de Gran Canaria – Tenerife - Huelva







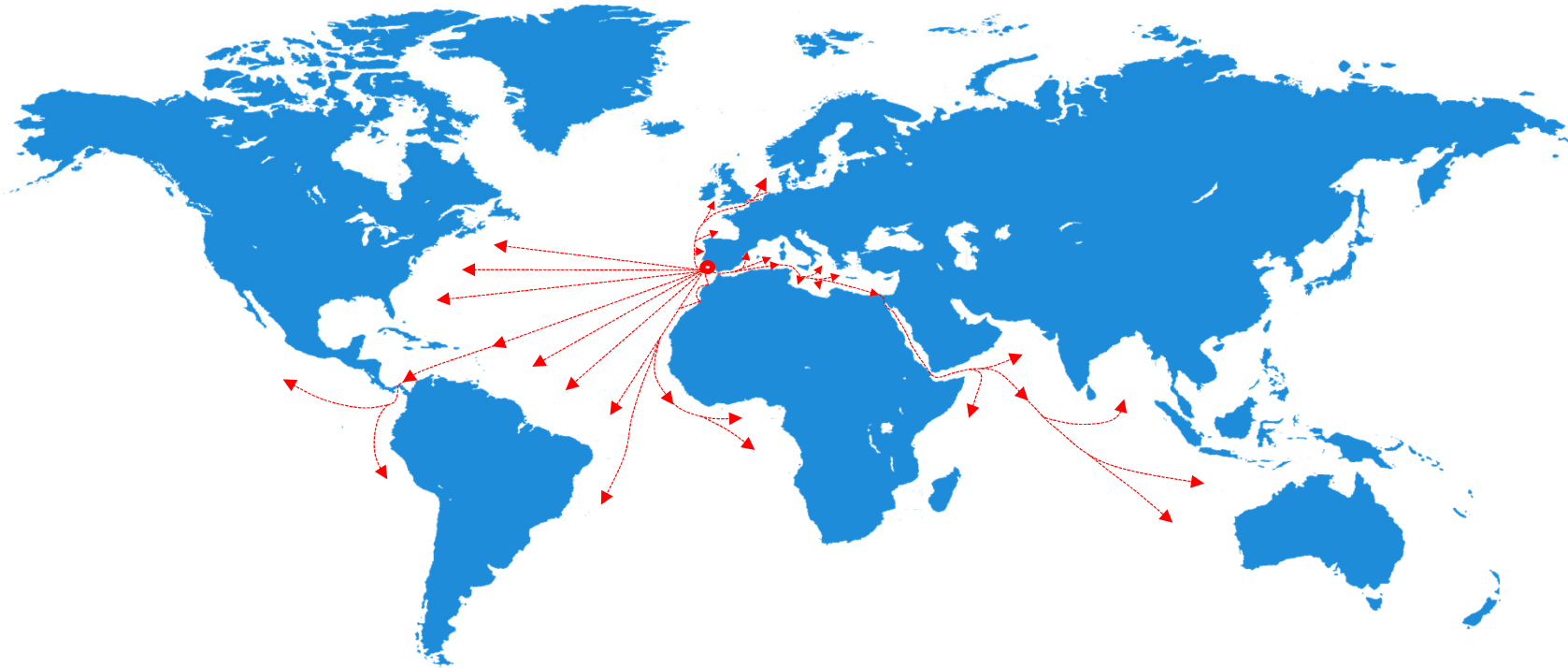
Port of Huelva



Port Authority of Huelva

# Maritime Connectivity.

## Tramp Services



### CONNECTIONS WITH MORE THAN 70 COUNTRIES

Turkey, Nigeria, USA, Belgium, Morocco, China, Libya, Argentina, Algeria, Norway, Qatar, Cameroon, Iran, Portugal, Chile, Netherlands, Italy, Peru, Brazil, United Kingdom, Russia, Indonesia, France, Angola, Mexico, Gibraltar, Canada, Bulgaria, Ukraine, Romania, Greece, Iraq, Georgia, Malaysia, Saudi Arabia, Mauritania, Egypt, Trinidad and Tobago, Tunisia, Colombia, Mozambique, Ghana, Israel, Finland, Senegal, Lithuania, Latvia, Guinea, Germany, Denmark, Gambia, Panama, United Arab Emirates, Poland



Port of Huelva



Port Authority of Huelva

# Terrestrial connectivity



## High capacity rail connection

- Terminal 750 m
- Unloading bulk pit

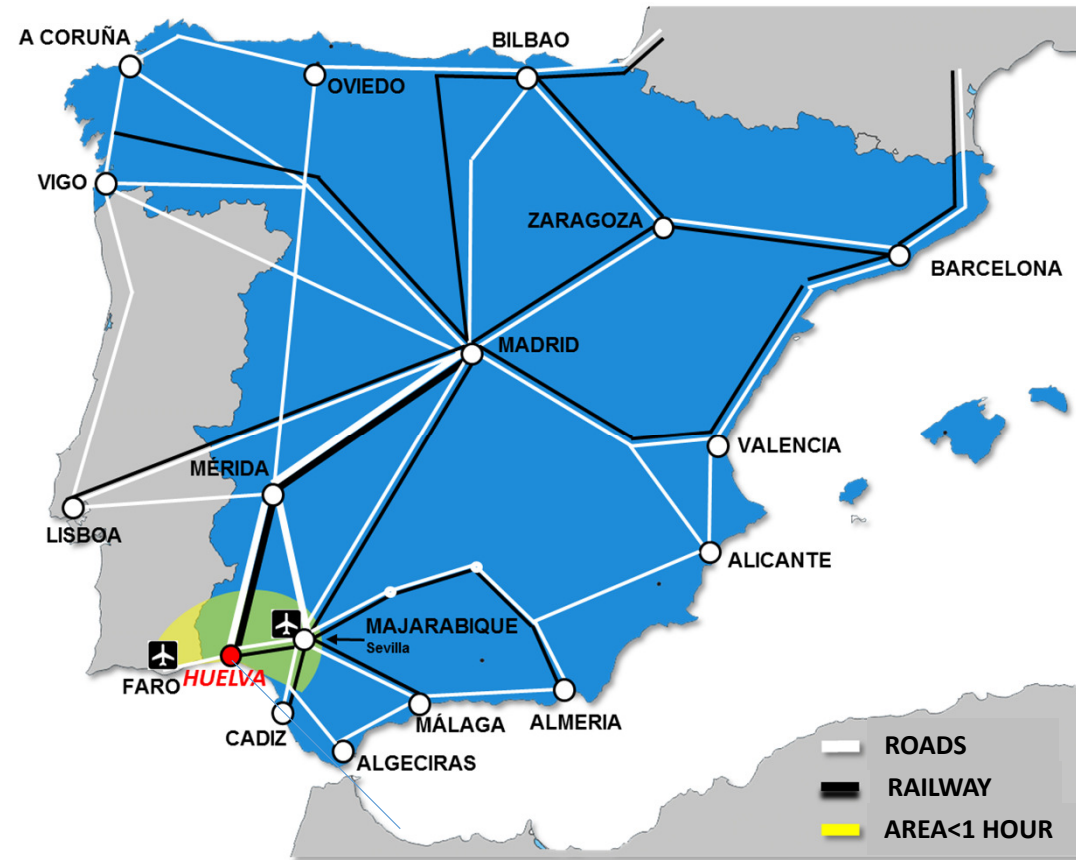


## High capacity road connection



## Nearby hinterland

- 90 Km from Seville
- 60 Km from Portugal







# Pipeline connectivity



## Oil pipelines



## Gas pipelines





Port of Huelva



Best Authority of Huelva

# Zones



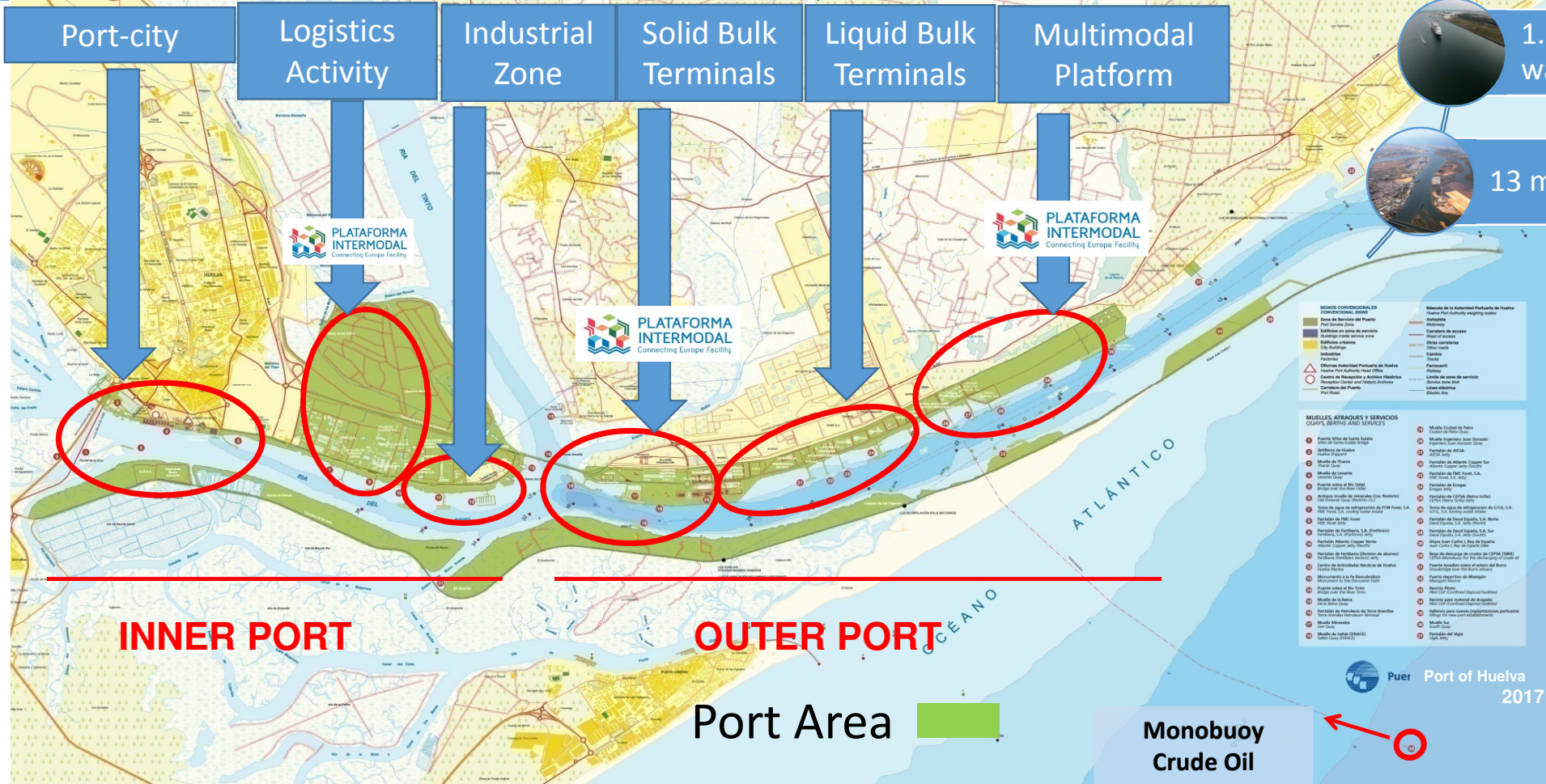
1.700 Has Land



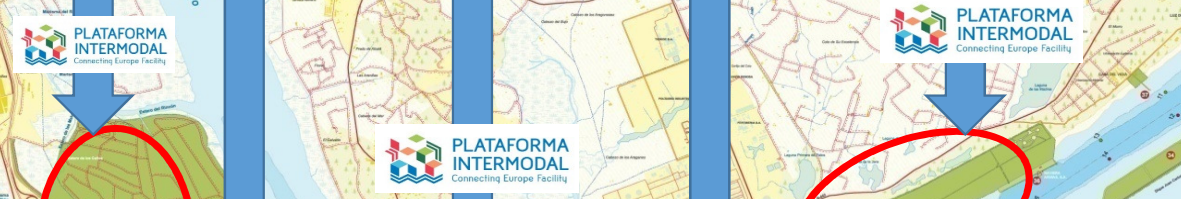
1.120 Has Sheltered water



13 m Depth of water



Port-city    Logistics Activity    Industrial Zone    Solid Bulk Terminals    Liquid Bulk Terminals    Multimodal Platform



SÍMBOLOS CONVENCIONALES CONVENCIONALES SÍMBOLOS

Zona de Servicio del Puerto	Autobús	Buques de la Autoridad Portuaria de Huelva	Barco Ferry
Autobús	Camión	Barco Ferry	Barco Ferry
Barco Ferry	City Building	Barco Ferry	Barco Ferry
City Building	Industrial	Barco Ferry	Barco Ferry
Industrial	Parque	Barco Ferry	Barco Ferry
Parque	Parque	Barco Ferry	Barco Ferry
Parque	Parque	Barco Ferry	Barco Ferry
Parque	Parque	Barco Ferry	Barco Ferry
Parque	Parque	Barco Ferry	Barco Ferry
Parque	Parque	Barco Ferry	Barco Ferry
Parque	Parque	Barco Ferry	Barco Ferry

Muelles, Atraques y Servicios QUAYS, BERTHS AND SERVICES

Muelle Milla de Santa Catalina	Muelle Sagunto	Muelle Sagunto	Muelle Sagunto
Muelle Sagunto	Muelle Sagunto	Muelle Sagunto	Muelle Sagunto
Muelle Sagunto	Muelle Sagunto	Muelle Sagunto	Muelle Sagunto
Muelle Sagunto	Muelle Sagunto	Muelle Sagunto	Muelle Sagunto
Muelle Sagunto	Muelle Sagunto	Muelle Sagunto	Muelle Sagunto
Muelle Sagunto	Muelle Sagunto	Muelle Sagunto	Muelle Sagunto
Muelle Sagunto	Muelle Sagunto	Muelle Sagunto	Muelle Sagunto
Muelle Sagunto	Muelle Sagunto	Muelle Sagunto	Muelle Sagunto
Muelle Sagunto	Muelle Sagunto	Muelle Sagunto	Muelle Sagunto
Muelle Sagunto	Muelle Sagunto	Muelle Sagunto	Muelle Sagunto
Muelle Sagunto	Muelle Sagunto	Muelle Sagunto	Muelle Sagunto
Muelle Sagunto	Muelle Sagunto	Muelle Sagunto	Muelle Sagunto
Muelle Sagunto	Muelle Sagunto	Muelle Sagunto	Muelle Sagunto
Muelle Sagunto	Muelle Sagunto	Muelle Sagunto	Muelle Sagunto
Muelle Sagunto	Muelle Sagunto	Muelle Sagunto	Muelle Sagunto
Muelle Sagunto	Muelle Sagunto	Muelle Sagunto	Muelle Sagunto
Muelle Sagunto	Muelle Sagunto	Muelle Sagunto	Muelle Sagunto
Muelle Sagunto	Muelle Sagunto	Muelle Sagunto	Muelle Sagunto
Muelle Sagunto	Muelle Sagunto	Muelle Sagunto	Muelle Sagunto
Muelle Sagunto	Muelle Sagunto	Muelle Sagunto	Muelle Sagunto
Muelle Sagunto	Muelle Sagunto	Muelle Sagunto	Muelle Sagunto
Muelle Sagunto	Muelle Sagunto	Muelle Sagunto	Muelle Sagunto
Muelle Sagunto	Muelle Sagunto	Muelle Sagunto	Muelle Sagunto
Muelle Sagunto	Muelle Sagunto	Muelle Sagunto	Muelle Sagunto
Muelle Sagunto	Muelle Sagunto	Muelle Sagunto	Muelle Sagunto
Muelle Sagunto	Muelle Sagunto	Muelle Sagunto	Muelle Sagunto
Muelle Sagunto	Muelle Sagunto	Muelle Sagunto	Muelle Sagunto
Muelle Sagunto	Muelle Sagunto	Muelle Sagunto	Muelle Sagunto
Muelle Sagunto	Muelle Sagunto	Muelle Sagunto	Muelle Sagunto



Monobuoy Crude Oil





Port of Huelva



Port Authority of Huelva

# Linear infrastructures



Road > 60 Km



Railway > 45 km



Pipeline > 110 km

Telecommunications







Port of Huelva



Port Authority of Huelva

# Liquid Bulk



9 Jetty  
13 berths  
Road accessibility, railway and pipeline  
Special facilities: petroleum, hydrocarbons, oils, LNG

Road, Railway and pipe  
accessibility. Specialized  
facilities

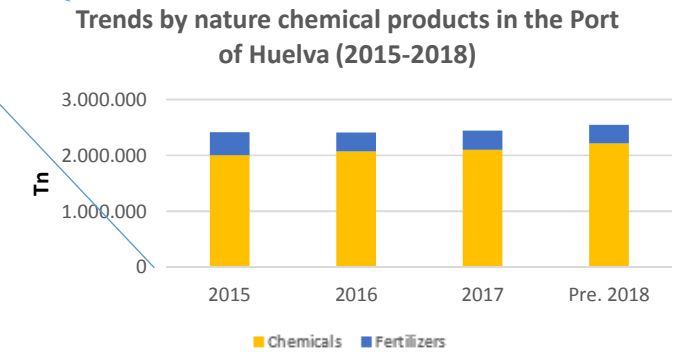
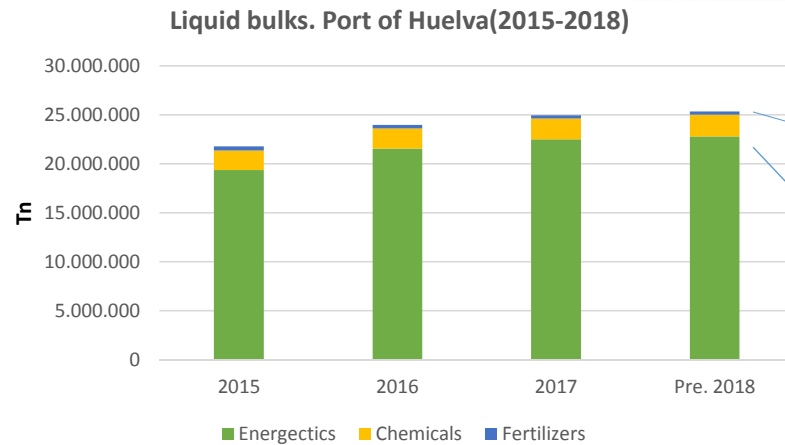
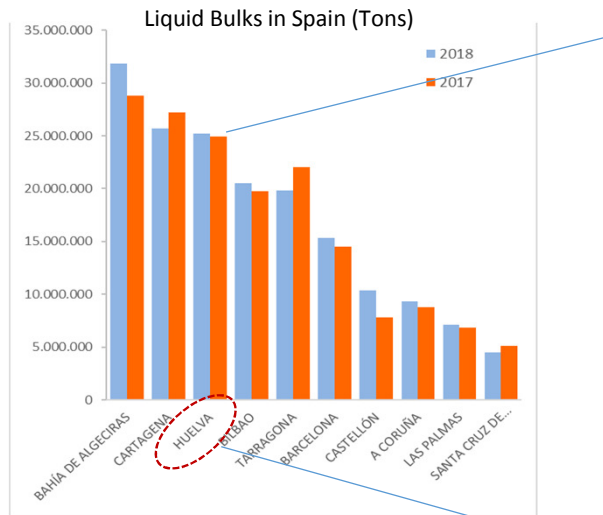


Port of Huelva



Port Authority of Huelva

# Chemical Liquid Bulk

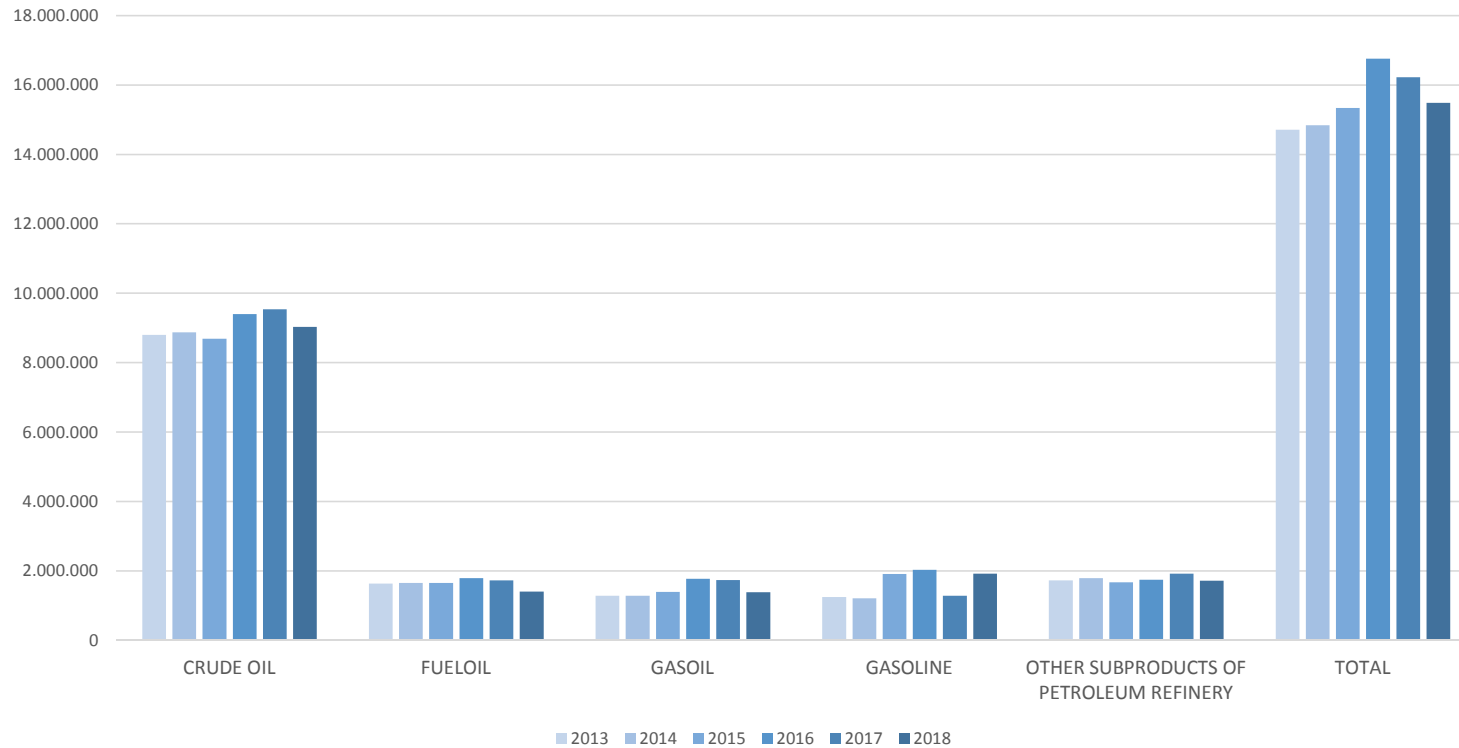




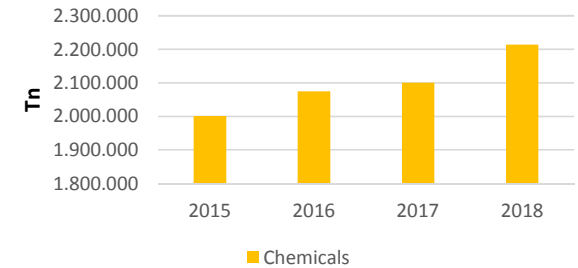


# Liquid Bulk – Fuel Products Evolution

### Fuel Products Evolution Liquid Bulks. 2013-2018 (tn)



### Trends by chemical products in Port of Huelva (2015-2018)



### Main Chemical Liquid Bulks:

- Phenol
- Acetone
- Cumeno
- Benzene
- Propylene
- Sulfuric acid
- AMS
- Chlorine and its acids
- Ammonia
- Urea
- ADBlue
- Titanium dioxide
- ....





Port of Huelva



Port Authority of Huelva

# Liquid Bulk – Operators

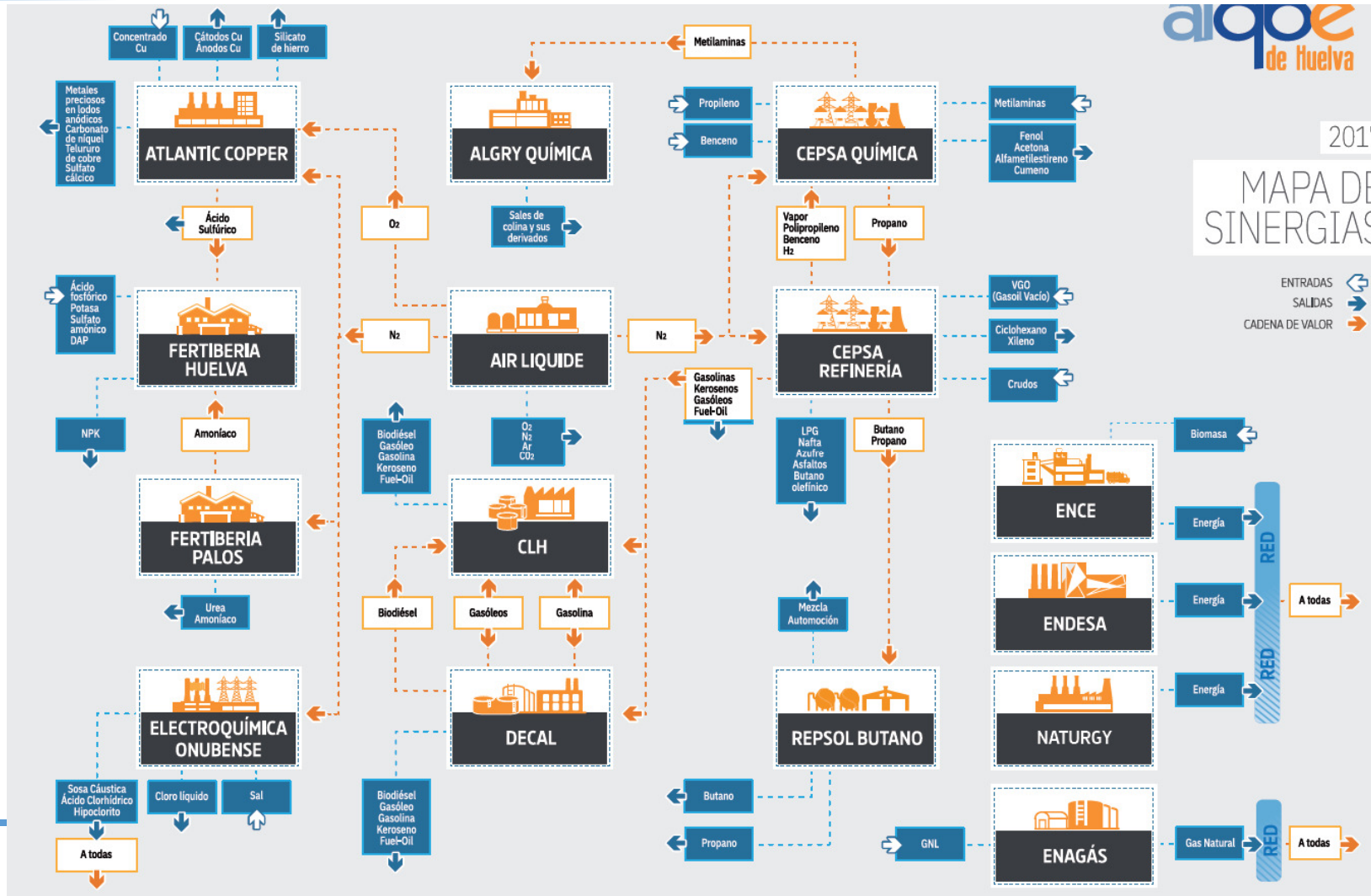




Port of Huelva

Port Authority of Huelva

# Liquid Chemical Bulk in the Port of Huelva Map of Companies / Chemical Products







# Graneles Sólidos

## Alta especialización. Infraestructuras dedicadas de alta calidad

Línea de atraque: 2.364 m.

10 grúas automóviles.

Almacenes cubiertos en muelle  
y exteriores de gran capacidad.

Terminal de última generación



## Oportunidades


Disponibilidad de suelo.

Alta eficiencia y sincronización de  
operaciones.

Competitividad en calidad y costes  
de implantación y operativos.

Innovación en Intermodalidad  
Ferroviaria (foso de descarga).

Innovación en gestión  
medioambiental.







# Intermodal Strategy





Port of Huelva



Port Authority of Huelva

# Qué aporta: Conectividad Terrestre Ferroviaria

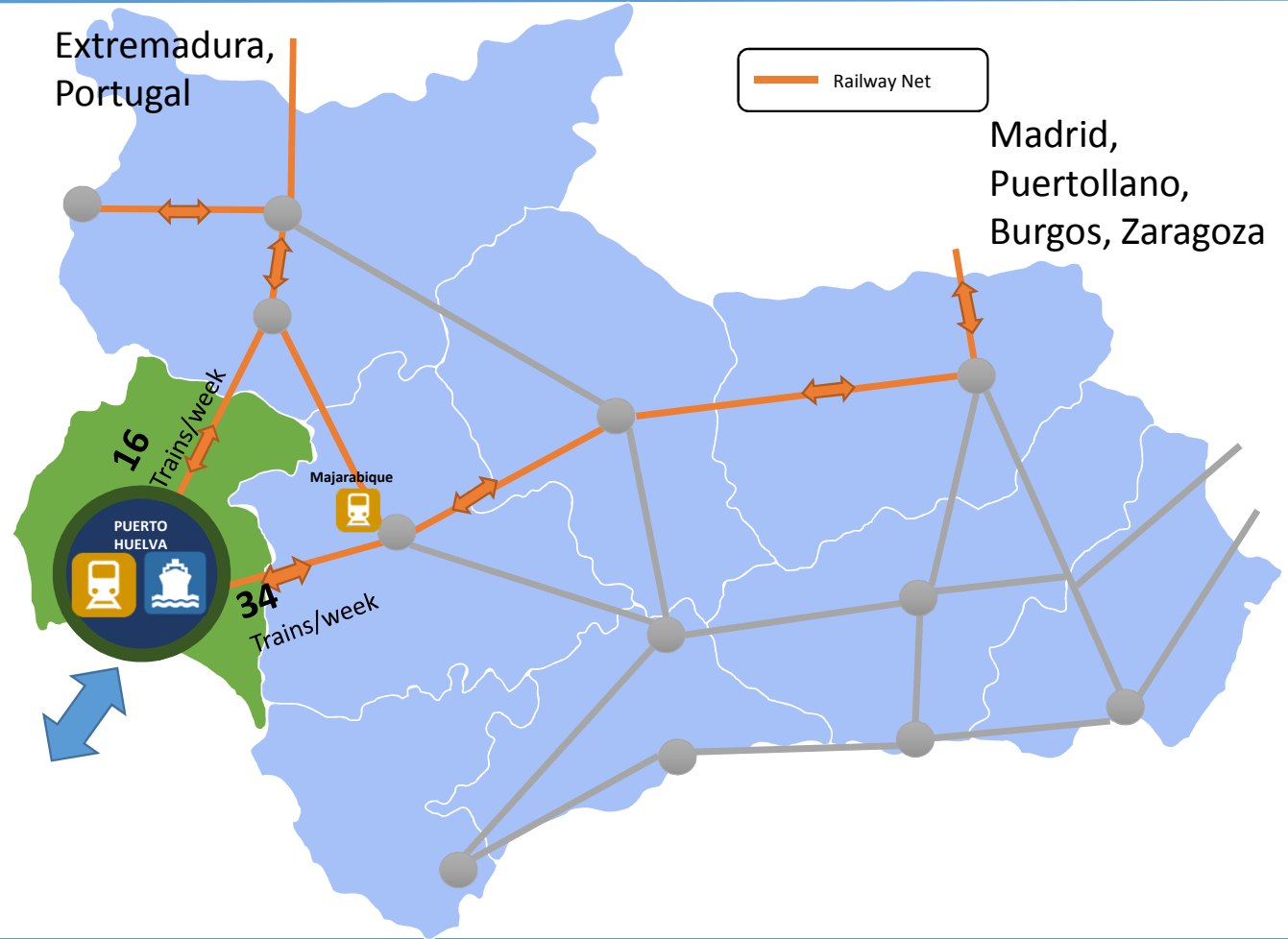
## Railway Experience

2.600 Trains 2018  
52 Trains/week

8 TECOS  
44 Bulk, **34 Liquid Bulk**  
**/week**

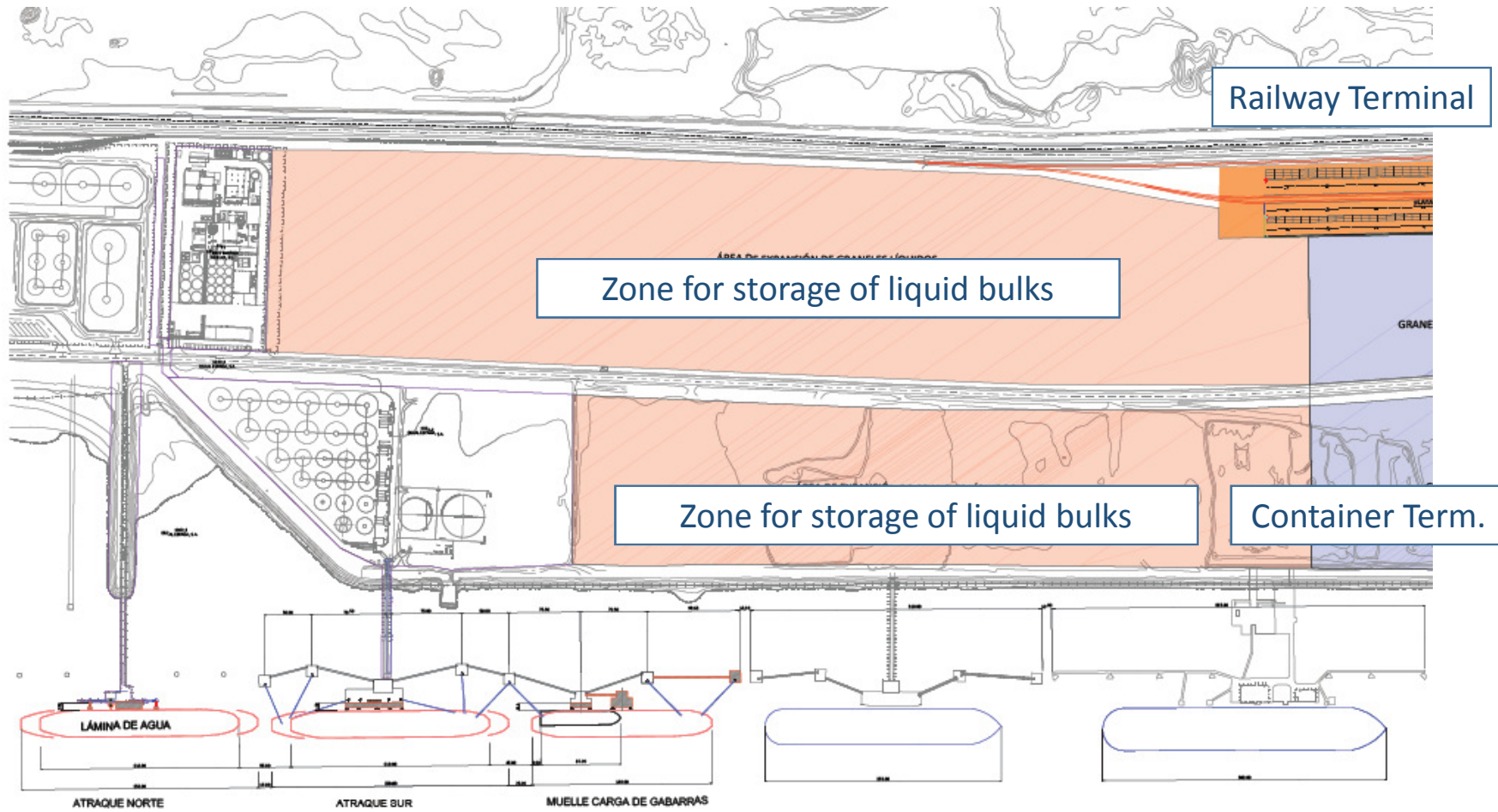
## Main Products Liquids transported by rail

- Hydrocarbons
- Biodiesel
- Ammonia
- AdBlue
- ...





# Intermodal Platform. Liquid cargo – Expansion







Port of Huelva



Port Authority of Huelva

# Added Value: Port Community





- Localization
- Connectivity and Accesibility
- Infrastructures of high capacity
- Specialized and equipped land
- Flexibility and Scalability
- Cost Efficiency
- Innovation/Security and safety/Sustainability



***A business opportunity!***







# Port of Huelva

*Connecting Europe. Open to the World*



ii Muchas  
Gracias!!